




INTERSTATE



MATCH

A-CZ-CRO-H-SLO-SWI

Čakovec, 25.8.2018.

C R O A T I A

CROATIAN MASTERS ATHLETICS ASSOCIATION
7th annual Interstate masters match
Austria - Czech Republic - Croatia - Hungary - Swiss - Slovenia

RESULTS



atletski klub međimurje
čakovec



Čakovec, 25.08.2018.

COMPETITION PARTICIPANTS

Rb	Country / Zemlja	Team color	Team manager	Number of athletes	Number of start places
1.	AUT - Austria, Austrija			37	44
2.	CZE - Czech Republic, Češka			38	44
3.	HUN - Hungary, Mađarska			34	48
4.	SLO - Slovenia, Slovenija			29	43
5.	SUI - Switzerland, Švicarska			17	29
6.	CRO - Croatia, Hrvatska			35	46
				190	254

Results

100 Metres Women

Rank	Bib	Athlete	Y	Country	Category	NC	Age res	Wind	Result	Points
100 Metres Women Women Start: 15:31										
1.	119	Zsuzsanna GÓCZÁNNÉ TÓTH	8.8.1957	HUN	W60		12,42	(+1,9)	15,39	910 12
2.	77	Jitka BOČKAYOVÁ	11.7.1975	CZE	W40		12,55	(+1,9)	13,44	885 11
3.	4	Barbara HEIDINGER	9.3.1955	AUT	W60		12,60	(+1,9)	15,89	876 10
4.	2	Simone BEREITER-WINSAUER	10.9.1974	AUT	W40		12,70	(+1,9)	13,60	857 9
5.	81	Ivana JICHOVÁ	3.12.1968	CZE	W45		12,73	(+1,9)	14,28	852 8
6.	131	Zoltánné VOLOSINOVSKI	2.7.1962	HUN	W55		12,81	(+1,9)	15,21	837 7
7.	152	Zvonka BLATNIK	19.3.1961	SLO	W55		12,98	(+1,9)	15,54	807 6
8.	46	Senka KOLOVRAT FRLIĆ	28.4.1969	CRO	W45		13,21	(+1,9)	14,81	766 5
9.	157	Ana JERMAN	23.4.1952	SLO	W65		13,27	(+1,9)	17,21	756 4
10.	52	Božica ŠORGIĆ	25.12.1970	CRO	W45		14,02	(+1,9)	15,48	631 3
11.	186	Ruth HELFENSTEIN	15.9.1931	SUI	W85		15,31	(+1,9)	27,38	443 2
12.	187	Daniela LCHAT	10.7.1970	SUI	W45		19,40	(+1,9)	21,59	67 1

400 Metres Women

Rank	Bib	Athlete	Y	Country	Category	NC	Age res	Result	Points	
400 Metres Women Women Start: 16:28										
1.	89	Denisa SEVEROVÁ	3.4.1976	CZE	W40		57,78	1:02,83	913 12	
2.	92	Libuše VLACHYNSKA	11.1.1962	CZE	W55		60,91	1:14,55	807 11	
3.	6	Jasminka HUSIC	5.1.1970	AUT	W45		61,13	1:09,81	800 10	
4.	9	Astrid KÖLBL	10.1.1983	AUT	W35		61,14	1:02,94	799 9	
5.	152	Zvonka BLATNIK	19.3.1961	SLO	W55		61,34	1:15,77	793 8	
6.	159	Lidija PAJK	20.3.1975	SLO	W40		62,07	1:08,03	769 7	
7.	46	Senka KOLOVRAT FRLIĆ	28.4.1969	CRO	W45		62,51	1:11,99	755 6	
8.	117	Angéla CSEH	10.1.1962	HUN	W55		66,45	1:21,33	635 5	
9.	129	Etelka SZUROK	26.11.1946	HUN	W70		67,99	1:37,81	591 4	
10.	186	Ruth HELFENSTEIN	15.9.1931	SUI	W85		79,50	2:27,89	311 3	
	49	Renata NOVOSEL	28.11.1967	CRO	W50			DNS		

1500 Metres Women

Rank	Bib	Athlete	Y	Country	Category	NC	Age res	Result	Points	
1500 Metres Women Women Start: 16:58										
1.	12	Maria MORALES	4.7.1965	AUT	W50		286,16	5:41,55	863 12	
2.	126	Réka OSZLÁNYI	8.3.1978	HUN	W40		291,30	5:08,02	828 11	
3.	156	Mojca HABIČ	27.9.1972	SLO	W45		295,26	5:26,54	802 10	
4.	121	Márta HÁMORI	30.10.1974	HUN	W40		297,63	5:23,22	787 9	
5.	15	Margit RACZ	21.7.1965	AUT	W50		298,19	5:55,91	783 8	
6.	45	Katarina KOKAN	6.3.1971	CRO	W45		305,85	5:44,57	734 7	
7.	86	Iva PODJUKLOVÁ	13.11.1974	CZE	W40		307,94	5:34,42	721 6	
8.	159	Lidija PAJK	20.3.1975	SLO	W40		310,08	5:36,75	708 5	
9.	83	Valantyna KARPIŠKOVÁ	5.4.1965	CZE	W50		321,95	6:24,27	637 4	
10.	53	Sandra VASER	..1973	CRO	W45		335,03	6:10,52	562 3	

Results



Long Jump Women

Rank	Bib	Athlete	Y	Country	Category	NC	Age res	Result	Points
Long Jump Women Women Start: 16:15									
1.	49	Renata NOVOSEL	28.11.1967	CRO	W50		6,21	4,96	1044 12
		4,65 4,74 4,82 4,96							
2.	127	Réka RÁCZ	6.5.1979	HUN	W35		5,51	5,02	893 11
		4,97 4,88 4,90 5,02							
3.	131	Zoltánné VOLOSINOVSKI	2.7.1962	HUN	W55		5,37	3,95	863 10
		3,95 3,81 3,85 3,83							
4.	183	Margaritha DÄHLER	21.8.1947	SUI	W70		5,32	3,08	852 9
		2,96 2,96 3,00 3,08							
5.	1	Silvia ANZINGER	..1961	AUT	W55		5,28	3,83	843 8
		3,56 3,83 3,54 3,73							
6.	10	Magdalena KULNIK	5.5.1977	AUT	W40		5,20	4,63	826 7
		4,63 4,63 4,60 4,62							
7.	50	Marija PRSKALO	8.12.1965	CRO	W50		4,93	3,83	769 6
		3,83 3,58 x -							
8.	76	Natálie BERREUR	3.3.1983	CZE	W35		4,72	4,50	724 5
		4,44 2,68 4,50 4,29							
9.	94	Evženie VOTINSKÁ	29.5.1971	CZE	W45		4,71	3,90	722 4
		3,85 x 3,90 x							
10.	155	Barbara GAČNIK	1.7.1979	SLO	W35		4,54	4,14	686 3
		4,14 3,98 4,12 -							
11.	164	Erika VUČKO	31.8.1958	SLO	W55		4,24	2,99	622 2
		2,99 2,89 2,77 2,74							

High Jump Women

Rank	Bib	Athlete	Y	Country	Category	NC	Age res	Result	Points
High Jump Women Women Start: 16:00									
1.	11	Marianne MAIER	25.12.1942	AUT	W75		1,93	1,13	1150 12
		109/xo 113/xo 117/xxx							
2.	163	Stanka PREZELJ	26.4.1952	SLO	W65		1,92	1,29	1140 11
		117/o 121/o 125/o 129/o 133/xxx							
3.	87	Zuzana PUMPROVÁ	20.10.1960	CZE	W55		1,76	1,33	984 10
		121/o 125/o 129/o 133/o 137/xxx							
4.	47	Nevena LENDEL	9.9.1979	CRO	W35		1,73	1,60	955 9
		129/o 141/o 145/o 151/o 154/o 160/o 165/xxx							
5.	153	Marjeta ČAD	21.1.1948	SLO	W70		1,72	1,09	945 8
		105/o 109/o 113/xxx							
6.	54	Irena VLAHINIĆ	21.1.1976	CRO	W40		1,70	1,51	926 6,5
		133/o 141/o 145/o 151/o 154/xxx							
6.	16	Renate SCHADEN	17.2.1939	AUT	W75		1,70	0,93	926 6,5
		85/o 89/o 93/o 97/xxx							
8.	130	Éva TARNÓCAI	11.9.1963	HUN	W50		1,55	1,21	782 5
		117/o 121/o 125/xxx							
9.	79	Dana DVORÁKOVÁ	1.10.1971	CZE	W45		1,51	1,29	744 4
		117/o 121/o 125/o 129/o 133/xxx							
10.	125	Erzsébet NAGY	27.10.1960	HUN	W55		1,44	1,09	678 3
		97/o 101/o 105/o 109/xxo 113/x-							

Results

Triple Jump Women									
Rank	Bib	Athlete	Y	Country	Category	NC	Age res	Result	Points
Triple Jump Women Women Start: 15:00									
1.	16	Renate SCHADEN 5,20 5,53 5,49 5,33	17.2.1939	AUT		W75	12,46	5,53	961 12
2.	87	Zuzana PUMPRLOVÁ 8,79 9,23 - -	20.10.1960	CZE		W55	12,42	9,23	957 11
3.	127	Réka RÁCZ x 10,59 x 10,75	6.5.1979	HUN		W35	11,46	10,75	860 10
4.	5	Brigitta HESCH - - 9,79 10,17	17.3.1979	AUT		W35	10,84	10,17	798 9
5.	79	Dana DVOŘÁKOVÁ x 9,12 9,13 8,97	1.10.1971	CZE		W45	10,58	9,13	772 8
6.	160	Ana PEČEK 8,18 - - -	13.3.1968	SLO		W50	9,98	8,18	713 7
7.	154	Desa ČALASAN GRAJŽI 8,38 8,04 - -	7.6.1970	SLO		W45	9,97	8,38	712 6
8.	52	Božica ŠORGIĆ 7,66 - 7,68 x	25.12.1970	CRO		W45	9,02	7,68	618 5
9.	125	Erzsébet NAGY 6,13 6,11 6,09 x	27.10.1960	HUN		W55	8,25	6,13	543 4
10.	40	Marina DEVALD VUKUŠIĆ 5,48 - - -	5.1.1959	CRO		W55	7,59	5,48	479 3

Pole Vault Women									
Rank	Bib	Athlete	Y	Country	Category	NC	Age res	Result	Points
Pole Vault Women Women Start: 15:15									
1.	44	Ivona JERKOVIĆ 260/o 270/o 280/o 290/o 300/o 310/xo 320/xxx	20.9.1976	CRO		W40	3,59	3,10	835 12
2.	7	Birgit JANDA 230/xo 240/o 250/o 260/o 270/xxx	25.6.1975	AUT		W40	3,08	2,60	681 11
3.	93	Hana VODIČKOVÁ 200/o 210/o 220/xo 230/o 240/xxx	1.5.1967	CZE		W50	3,02	2,30	663 10
4.	160	Ana PEČEK 200/o 220/xo 230/o	13.3.1968	SLO		W50	2,98	2,30	651 9
5.	122	Teréz HOFFMANN 150/o 160/o 170/o 180/o 190/o 200/xxx	2.6.1973	HUN		W45	2,31	1,90	452 8
6.	91	Alena SVITÁKOVÁ 150/o 160/xo 170/o 180/xxx	13.5.1966	CZE		W50	2,26	1,70	438 7
7.	118	Eva CSIZIK 150/o 170/o 190/o 210/xxx	29.3.1977	HUN		W40	2,20	1,90	420 6
8.	161	Erika PIRNAT 150/o 160/o 170/o 180/o 190/xxx	5.5.1976	SLO		W40	2,11	1,80	394 5
	5	Brigitta HESCH 360/xxx	17.3.1979	AUT		W35		NM	

Results

Shot Put Women										
Rank	Bib	Athlete	Y	Country	Category	NC	Age res	Result	Points	
Shot Put	Women	Women								Start: 17:15
1.	11	Marianne MAIER	25.12.1942	AUT		W75	20,88	11,40 2kg	1263 12	
		11,40 11,28 11,28 11,08								
2.	120	Mária GOSZTOLAI	13.9.1947	HUN		W70	17,20	9,27 3kg	1033 11	
		9,24 9,27 9,16 -								
3.	185	Adelheid GRABER-BOLLINGER	1.4.1943	SUI		W75	16,71	9,12 2kg	1002 10	
		8,59 9,12 8,78 8,50								
4.	84	Jarmila KLIMEŠOVÁ	5.11.1947	CZE		W70	15,96	8,60 3kg	955 9	
		8,60 - - -								
5.	153	Marjeta ČAD	21.1.1948	SLO		W70	15,06	8,12 3kg	899 8	
		7,62 7,90 8,12 -								
6.	123	Klára KOLLMANN	20.5.1959	HUN		W55	14,01	9,50 3kg	834 7	
		9,03 - 8,65 9,50								
7.	13	Gerda PEROUTKA	11.11.1941	AUT		W75	13,74	7,31 2kg	817 6	
		7,23 6,60 7,31 7,28								
8.	88	Miloslava ROČNÁKOVÁ	28.2.1945	CZE		W70	13,23	6,60 3kg	786 5	
		- 6,11 6,44 6,60								
9.	43	Slavica GRGURIĆ PAJNIĆ	29.3.1956	CRO		W60	13,05	8,34 3kg	775 4	
		7,97 8,34 7,70 8,09								
10.	188	Vera PERRIN GENTIL	23.1.1941	SUI		W75	12,42	6,44 2kg	736 3	
		6,44 6,32 5,70 5,67								
11.	162	Dragana PREPELIČ	6.11.1969	SLO		W45	11,65	9,30 4kg	688 2	
		9,28 9,30 - -								
12.	48	Vesna MUSULIN	14.10.1957	CRO		W60	11,47	7,64 3kg	677 1	
		7,60 - - 7,64								

Results

Discus Throw Women

Rank	Bib	Athlete	Y	Country	Category	NC	Age res	Result	Points
Discus Throw Women Women Start: 15:30									
1.	120	Mária GOSZTOLAI x 23,27 28,08 28,50	13.9.1947	HUN 	W70		58,54	28,50 1kg	1044 12
2.	17	Berta TISCHLINGER 14,92 14,88 14,00 16,44	6.8.1934	AUT 	W80		48,27	16,44 0,75kg	856 11
3.	82	Vlasta KARÁSKOVÁ x 19,64 20,02 x	12.8.1947	CZE 	W70		42,61	20,02 1kg	752 10
4.	78	Stanislava BUBIKOVÁ 30,81 33,12 32,62 29,15	6.2.1971	CZE 	W45		41,35	33,12 1kg	729 9
5.	8	Elisabeth KLOTZMANN 18,85 18,85 x x	11.3.1947	AUT 	W70		40,12	18,85 1kg	707 8
6.	184	Mägy DUSS 22,70 22,81 24,21 -	5.12.1958	SUI 	W55		37,88	24,21 1kg	666 7
7.	39	Ankica ANTOLIĆ 19,12 19,29 17,75 18,78	22.3.1956	CRO 	W60		32,30	19,29 1kg	564 6
8.	162	Dragana PREPELIČ 22,83 25,22 - -	6.11.1969	SLO 	W45		32,02	25,22 1kg	559 5
9.	116	Magdolna BENES 16,90 13,85 15,32 17,75	15.4.1954	HUN 	W60		31,12	17,75 1kg	543 4
10.	51	Sandra ŠARIĆ 21,12 20,16 21,55 22,29	14.4.1968	CRO 	W50		29,26	22,29 1kg	509 3
11.	187	Daniela LCHAT 20,87 21,58 20,22 20,54	10.7.1970	SUI 	W45		27,40	21,58 1kg	475 2
12.	158	Sabina KREBELJ 16,52 x x 15,45	7.12.1976	SLO 	W40		18,72	16,52 1kg	318 1

Results

Javelin Throw Women

Rank	Bib	Athlete	Y	Country	Category	NC	Age res	Result	Points
Javelin Throw Women Women Start: 15:00									
1.	84	Jarmila KLIMEŠOVÁ 27,61 29,32 27,40 x	5.11.1947	CZE	W70		61,54	29,32 500g - W	1107 12
2.	185	Adelheid GRABER-BOLLINGER 23,33 22,97 23,48 22,08	1.4.1943	SUI	W75		53,52	23,48 400g	958 11
3.	115	Ágnes BENCZENLEITNERNÉ PREISINGER 36,31 39,58 39,32 38,20	3.8.1973	HUN	W45		49,39	39,58 600g	882 10
4.	90	Irena STAHOVÁ 28,75 27,00 27,52 27,13	19.1.1959	CZE	W55		45,39	28,75 500g	808 9
5.	188	Vera PERRIN GENTIL 16,14 17,16 16,27 16,20	23.1.1941	SUI	W75		42,09	17,16 400g	747 8
6.	154	Desa ČALASAN GRAJŽI 30,34 - - -	7.6.1970	SLO	W45		40,03	30,34 600g	710 7
7.	3	Melitta GILLISSEN 24,22 24,06 26,31 24,98	5.12.1961	AUT	W55		38,96	26,31 500g	690 6
8.	4	Barbara HEIDINGER 20,16 - 19,18 19,52	9.3.1955	AUT	W60		34,97	20,16 500g	617 5
9.	130	Éva TARNÓCAI 22,88 20,65 21,68 x	11.9.1963	HUN	W50		32,52	22,88 500g	572 4
10.	43	Slavica GRGURIĆ PAJNIĆ 14,22 14,74 x 16,04	29.3.1956	CRO	W60		27,17	16,04 500g	474 3
11.	48	Vesna MUSULIN x 16,05 16,43 14,97	14.10.1957	CRO	W60		26,48	16,43 500g	461 2
12.	164	Erika VUČKO x 7,72 9,42 10,02	31.8.1958	SLO	W55		15,82	10,02 500g	267 1

Results

Hammer Throw Women

Rank	Bib	Athlete	Y	Country	Category	NC	Age	res	Result	Points
Hammer Throw Women Women Start: 13:30										
1.	184	Mägy DUSS 32,50 35,77 x 37,11	5.12.1958	SUI 	W55		55,95		37,11 3kg	867 12
2.	14	Sabrina PLAMMER 31,82 32,47 31,05 32,69	14.7.1954	AUT 	W60		54,59		32,69 3kg	845 11
3.	183	Margaritha DÄHLER 25,96 x 27,22 24,85	21.8.1947	SUI 	W70		53,65		27,22 3kg	830 10
4.	116	Magdolna BENES 30,32 28,99 30,81 30,95	15.4.1954	HUN 	W60		51,68		30,95 3kg	798 9
5.	123	Klára KOLLMANN 31,65 33,90 x x	20.5.1959	HUN 	W55		51,11		33,90 3kg	789 8
6.	80	Jana HYJÁNKOVÁ 42,31 42,59 x x	20.1.1981	CZE 	W35		47,99		42,59 4kg	739 7
7.	17	Berta TISCHLINGER 14,85 11,73 13,77 13,92	6.8.1934	AUT 	W80		47,38		19,30 3kg	729 6
- Because she throw the 3kg hammer the result is 30% higher										
8.	161	Erika PIRNAT 33,39 34,32 x 34,22	5.5.1976	SLO 	W40		41,68		34,32 4kg	638 5
9.	85	Jana PALINKOVÁ x x 18,01 19,17	2.3.1944	CZE 	W70		40,95		19,17 4kg	626 4
10.	158	Sabina KREBELJ 32,92 31,94 31,71 x	7.12.1976	SLO 	W40		39,35		32,92 4kg	601 3
11.	51	Sandra ŠARIĆ 30,35 30,54 x x	14.4.1968	CRO 	W50		39,20		30,54 3kg	598 2
12.	39	Ankica ANTOLIĆ 19,20 18,64 19,55 x	22.3.1956	CRO 	W60		31,33		19,55 3kg	473 1

4x100 Metres Relay Women

Rank	BIB	Country	Result
4x100 Metres Relay Women Women Start: 18:30			
1.	89	 Czech Republic <i>Jitka Bočkovová (75), Ivana Jichová (68), Evženie Votinská (71), Denisa Severová (76)</i>	55,68
2.	7	 Austria <i>Simone Bereiter-Winsauer (74), Magdalena Kulnik (77), Silvia Anzinger (61), Birgit Janda (75)</i>	57,39
3.	127	 Hungary <i>Zsuzsanna Góczánné Tóth (57), Réka Oslányi (78), Zoltánné Volosinovszki (62), Réka Rác (79)</i>	57,85
4.	155	 Slovenia <i>Desa Čalasan Gražji (70), Zvonka Blatnik (61), Barbara Gačnik (79), Lidija Pajk (75)</i>	1:01,41
5.	49	 Croatia <i>Irena Vlahinić (76), Senka Kolovrat Frlić (69), Božica Šorgić (70), Renata Novosel (67)</i>	1:02,07
6.	186	 Switzerland <i>Margaritha Dähler (47), Daniela Lachat (70), Adelheid Graber-Bollinger (43), Ruth Helfenstein (31)</i>	1:30,19

Results

100 Metres Men

Rank	Bib	Athlete	Y	Country	Category	NC	Age res	Wind	Result	Points
100 Metres Men Men Start: 15:43										
1.	35	Rainer SCHRAMML	..1960	AUT	M55		10,41	(+1,1)	12,20	1069 12
2.	140	Ferenc HOMONNAY	14.6.1934	HUN	M80		10,61	(+2,7)	16,23	1005 11
3.	112	Jiří URBAN	5.2.1955	CZE	M60		10,80	(+1,1)	13,11	946 10
4.	25	Edi GONAUS	5.2.1970	AUT	M45		10,86	(+2,7)	11,91	928 9
5.	134	Gábor BODNÁR	1.11.1956	HUN	M60		10,91	(+1,1)	13,05	913 8
6.	74	Berislav ZETIĆ	12.9.1961	CRO	M55		10,97	(+2,7)	12,68	895 7
7.	111	František TLUKA	11.10.1954	CZE	M60		10,98	(+2,7)	13,33	892 6
8.	199	Stephan ZULAUF	29.4.1959	SUI	M55		11,44	(+2,7)	13,50	761 5
9.	57	Siniša BRADIĆ	3.7.1975	CRO	M40		11,46	(+1,1)	12,18	755 4
10.	170	Aljaž KLARIČ	13.5.1976	SLO	M40		11,62	(+2,7)	12,28	712 3
11.	168	Damjan GRIL	4.8.1967	SLO	M50		12,38	(+1,1)	13,84	525 2
12.	191	Lovis FRIESS	15.10.1975	SUI	M40		12,84	(+1,1)	13,56	426 1

400 Metres Men

Rank	Bib	Athlete	Y	Country	Category	NC	Age res	Result	Points	
400 Metres Men Men Start: 16:42										
1.	105	Tomaš PODOBA	26.12.1982	CZE	M35		50,31		51,54	840 12
2.	113	Miroslav VINKLER	11.8.1980	CZE	M35		50,86		53,16	808 11
3.	144	Zoltán KÓSA	1.10.1967	HUN	M50		51,43		58,47	776 10
4.	18	Siegfried AMHOFER	10.8.1968	AUT	M50		51,54		58,60	769 9
5.	199	Stephan ZULAUF	29.4.1959	SUI	M55		51,79		1:03,04	755 8
6.	165	Marko BOŽIČEK	1.2.1962	SLO	M55		52,19		1:02,05	733 7
7.	22	Martyn BOWEN	20.5.1963	AUT	M55		52,76		1:02,25	702 6
8.	65	Kruno LEDIĆ	14.11.1964	CRO	M50		53,34		1:02,00	672 5
9.	56	Oliver BOSNIĆ	9.10.1962	CRO	M55		55,26		1:05,20	575 4
10.	134	Gábor BODNÁR	1.11.1956	HUN	M60		55,68		1:08,91	555 3
	175	Drago NIKOLIČ	5.5.1951	SLO	M65				DNS	

Results

1500 Metres Men									
Rank	Bib	Athlete	Y	Country	Category	NC	Age res	Result	Points
1500 Metres Men Men Start: 17:12									
1.	23	Alois EGGER	26.4.1956	AUT	M60		230,90	4:56,97	965 12
2.	26	Andreas HALLER	28.8.1951	AUT	M65		233,98	5:14,52	927 11
3.	197	Oliver SENN	28.9.1969	SUI	M45		251,16	4:42,55	728 10
4.	59	Goran GREGUREC	10.9.1965	CRO	M50		252,90	4:54,99	709 9
5.	150	Gábor SOMOGYI	6.10.1962	HUN	M55		254,83	5:05,66	688 8
6.	166	Valentin ČESNIK	5.2.1968	SLO	M50		256,00	4:53,20	676 7
7.	106	Michal PREISLER	8.2.1971	CZE	M45		257,02	4:46,62	665 6
8.	189	Rodrigo ADARRAGO	10.9.1961	SUI	M55		258,26	5:12,77	653 5
9.	169	Silvester JEMENŠEK	12.10.1944	SLO	M70		266,44	6:33,85	571 4
10.	114	Josef VONDRA	22.9.1971	CZE	M45		271,13	4:59,72	527 3
11.	149	Gergo SIMÁK	29.1.1980	HUN	M35		273,96	4:43,10	501 2
12.	60	Zvonko HORVATIĆ	18.6.1961	CRO	M55		285,35	5:48,92	403 1
	58	Franjo DUSPARA	3.9.1968	CRO	OOO M45		287,19	5:25,98	388

Long Jump Men									
Rank	Bib	Athlete	Y	Country	Category	NC	Age res	Result	Points
Long Jump Men Men Start: 17:30									
1.	36	Kurt STEINBAUER	3.10.1962	AUT	M55		7,33	5,59	993###
		5,20 5,59 5,55 5,45							
1.	142	Antal IGNÁTH	24.7.1956	HUN	M60		7,33	5,05	993###
		5,05 5,00 x 5,01							
3.	179	Milosav ŠIMSČIĆ	24.5.1960	SLO	M55		7,31	5,34	989 10
		5,11 5,34 5,27 5,03							
4.	37	Alfred STUMMER	23.8.1962	AUT	M55		7,09	5,33	941 9
		5,18 5,32 5,33 5,25							
5.	141	János HORVÁTH	14.9.1955	HUN	M60		6,76	4,66	871 8
		4,63 4,55 4,57 4,66							
6.	74	Berislav ZETIĆ	12.9.1961	CRO	M55		6,70	5,04	858 7
		5,04 x x 5,00							
7.	101	Jiří HOLIČ	14.11.1964	CZE	M50		6,59	5,16	835 6
		5,16 5,11 5,10 -							
8.	103	Milan HOZDA	24.1.1945	CZE	M70		6,37	3,66	788 5
		3,66 3,63 3,42 3,40							
9.	192	Max HÜSSER	23.9.1958	SUI	M55		6,29	4,53	771 4
		4,39 4,53 4,53 4,26							
10.	173	Mišo MATIJEVIĆ	27.4.1971	SLO	M45		6,15	5,20	742 3
		5,13 5,20 5,13 -							
11.	72	Nenad VARDA	22.2.1979	CRO	M35		5,91	5,49	691 2
		5,33 5,49 5,44 5,16							

Results

High Jump Men									
Rank	Bib	Athlete	Y	Country	Category	NC	Age res	Result	Points
High Jump Men Men Start: 17:00									
1.	174	Valter MOLJK	31.1.1940	 SLO	M75		2,17	1,30	1064 12
121/o 124/o 127/o 130/xo 133/xxx									
2.	34	Gerhard NEWEKLOWSKY	14.4.1941	 AUT	M75		2,09	1,27	993 11
115/o 118/o 121/o 124/o 127/o 130/xxx									
3.	33	Hans MIEKAUTSCH	27.12.1937	 AUT	M80		2,08	1,21	984 9,5
112/o 115/o 118/o 121/o 124/xxx									
3.	177	Marko SLUGA	22.7.1935	 SLO	M80		2,08	1,15	984 9,5
103/o 109/o 112/o 115/o 118/xxx									
5.	136	Imre FERENCZI	10.11.1959	 HUN	M55		2,03	1,60	940 8
139/o 145/o 151/o 154/o 157/o 160/xo 163/xxx									
6.	97	Zdeněk DOKSANSKÝ	5.4.1948	 CZE	M70		2,01	1,36	923 7
133/o 136/xo 139/xxx									
7.	151	Mihály TIMÁR	17.7.1950	 HUN	M65		2,00	1,39	914 6
127/o 130/o 133/o 136/xo 139/o 142/xxx									
8.	196	Walter SCHAAD	22.10.1960	 SUI	M55		1,89	1,51	818 5
136/o 139/o 142/o 145/o 148/xo 151/xo 154/xxx									
9.	55	Duje BONACCI	1.6.1973	 CRO	M45		1,87	1,70	801 4
142/o 148/o 154/o 160/o 170/o 175/xxx									
10.	102	Bohumil HOVORKA	1.9.1952	 CZE	M65		1,84	1,33	775 3
127/o 130/xo 133/o 136/xxx									
11.	68	Branimir SAMAC	11.5.1962	 CRO	M55		1,83	1,48	766 2
133/o 136/o 142/o 145/o 148/o 151/xxx									
12.	194	Hans Rudolf MATTMANN	14.2.1962	 SUI	M55		1,57	1,27	544 1
121/o 124/xo 127/o 130/x-									

Results

Triple Jump Men									
Rank	Bib	Athlete	Y	Country	Category	NC	Age res	Result	Points
Triple Jump		Men	Men						Start: 15:45
1.	37	Alfred STUMMER	23.8.1962	AUT	M55		15,60	12,02	1016 12
		11,86 12,02 - -							
2.	142	Antal IGNÁTH	24.7.1956	HUN	M60		15,05	10,64	958 11
		10,64 x 10,56 10,55							
3.	68	Branimir SAMAC	11.5.1962	CRO	M55		14,30	11,02	880 10
		10,73 10,68 x 11,02							
4.	101	Jiří HOLIČ	14.11.1964	CZE	M50		13,82	11,09	830 9
		x 10,92 11,05 11,09							
5.	20	Boris BIANOV	3.10.1974	AUT	M40		13,65	12,39	812 8
		x 12,39 12,31 x							
6.	55	Duje BONACCI	1.6.1973	CRO	M45		13,50	11,98	797 7
		11,88 11,71 11,98 11,82							
7.	102	Bohumil HOVORKA	1.9.1952	CZE	M65		13,36	9,03	783 6
		x x 9,03 8,90							
8.	138	Tibor GALÓ	17.9.1974	HUN	M40		13,24	12,02	770 5
		12,02 11,78 11,29 11,96							
9.	192	Max HÜSSER	23.9.1958	SUI	M55		12,90	9,53	735 4
		x 9,45 9,53 9,53							
10.	172	Bogdan KRAGELJ	15.2.1948	SLO	M70		12,79	7,97	724 3
		7,85 7,97 7,82 7,80							
11.	173	Mišo MATIJEVIČ	27.4.1971	SLO	M45		12,57	10,88	701 2
		10,88 10,86 10,65 10,69							

Pole Vault Men									
Rank	Bib	Athlete	Y	Country	Category	NC	Age res	Result	Points
Pole Vault		Men	Men						Start: 16:30
1.	100	Antonin HADINGER	16.12.1951	CZE	M65		5,04	3,20	1004 12
		200/o 220/o 240/o 260/xo 320/o 340/xxx							
2.	28	Helmut HUBL	27.1.1948	AUT	M70		4,91	2,90	969 11
		250/xo 270/xo 280/o 290/xo 300/xxx							
3.	146	Zoltán KURUNCZI	17.10.1938	HUN	M75		4,71	2,30	916 10
		220/o 230/xxo 240/xxx							
4.	167	Iztok DIMITRIJEVIČ	27.7.1964	SLO	M50		4,54	3,50	870 9
		300/o 330/o 350/o 360/xxx							
5.	96	Jiří BURDA	15.9.1967	CZE	M50		4,41	3,60	835 8
		330/o 350/o 360/xxo 370/xxx							
6.	19	Herman ANDRECS	21.2.1931	AUT	M85		4,28	1,70	801 7
		160/xxo 170/o 180/xxx							
7.	147	Győző MÁRCZI	26.4.1965	HUN	M50		4,22	3,30	785 6
		300/xo 310/o 320/- 330/xo 340/xxx							
8.	73	Željko VRBANC	8.1.1957	CRO	M60		4,05	2,80	740 5
		260/o 280/o 290/xxx							
9.	75	Aleksandar ŽBULJ	18.9.1973	CRO	M40		3,62	3,20	627 4
		200/o 240/o 260/o 280/o 300/xxo 310/xx- 320/o 330/xx-							
10.	168	Damjan GRIL	4.8.1967	SLO	M50		3,48	2,80	590 3
		240/o 260/o 280/o 290/xxx							
11.	191	Lovis FRIESS	15.10.1975	SUI	M40		3,31	3,00	546 2
		300/xxo 310/x- 320/xx							

Results

Shot Put Men

Rank	Bib	Athlete	Y	Country	Category	NC	Age res	Result	Points
Shot Put Men Men Start: 15:15									
1.	107	Bedřich RECHKA	16.12.1950	CZE	M65		18,05	12,76 5kg	1005 12
		12,76 12,41 12,70 10,60							
2.	176	Miki PRSTEC	28.7.1956	SLO	M60		17,71	13,70 5kg	984 11
		12,81 13,70 - -							
3.	63	Stipo KNEZ	3.1.1949	CRO	M65		17,56	11,96 5kg	976 10
		11,59 11,52 11,96 11,76							
4.	31	Walter KRIFKA	16.12.1936	AUT	M80		17,20	11,16 3kg	954 9
		10,78 11,08 10,97 11,16							
5.	110	Pavel TAIBER	13.8.1956	CZE	M60		16,59	12,83 5kg	918 8
		12,83 - - 12,83							
6.	29	Gunter KASPAR	19.5.1957	AUT	M60		16,26	12,80 5kg	898 7
		12,72 12,61 12,41 12,80							
7.	135	Zoltán FÁBIÁN	22.4.1969	HUN	M45		16,00	12,45 7,26kg	883 6
		12,45 - - -							
8.	61	Damir JAKOBOVIĆ	24.5.1966	CRO	M50		15,65	12,92 6kg	862 5
		- 12,76 12,90 12,92							
9.	177	Marko SLUGA	22.7.1935	SLO	M80		15,35	9,51 3kg	844 4
		9,51 9,43 9,23 9,33							
10.	190	Eric BONER	6.8.1955	SUI	M60		13,84	10,52 5kg	755 3
		10,22 10,52 10,30 -							
11.	194	Hans Rudolf MATTMANN	14.2.1962	SUI	M55		13,52	10,45 6kg	736 2
		10,44 - 10,45 -							
12.	137	Mihály FÖLDI	22.3.1950	HUN	M65		12,02	8,34 5kg	647 1
		8,26 - 8,34 -							

Results

Discus Throw		Men							
Rank	Bib	Athlete	Y	Country	Category	NC	Age res	Result	Points
Discus Throw	Men	Men	Start: 17:00						
1.	99	Miloš GRYC	7.5.1949	CZE	M65		57,55	45,85 1kg	1015 12
		40,23 42,93 41,37 45,85							
2.	108	Václav SOSNA	22.2.1948	CZE	M70		55,27	43,25 1kg	974 11
		41,79 43,25 x 42,43							
3.	133	Ottó BENCZENLEITNER	24.11.1966	HUN	M50		55,18	53,09 1,5kg	972 10
		50,80 53,09 x x							
4.	193	Albert LUDER	3.2.1954	SUI	M60		52,48	45,90 1kg	922 9
		35,61 43,85 45,90 43,92							
5.	32	Helmut LANG	14.8.1940	AUT	M75		52,32	33,55 1kg	919 8
		32,05 x 29,16 33,55							
6.	182	Adi VIDMAJER	7.1.1942	SLO	M75		48,05	32,57 1kg	841 7
		30,73 x x 32,57							
7.	178	Janče STANIČ	19.5.1940	SLO	M75		47,99	30,77 1kg	840 6
		28,97 30,10 30,77 29,41							
8.	137	Mihály FÖLDI	22.3.1950	HUN	M65		45,44	36,88 1kg	794 5
		36,88 35,58 35,75 x							
9.	66	Damir LUDVIG	9.1.1961	CRO	M55		43,26	37,54 1,5kg	754 4
		37,54 34,72 35,49 x							
10.	63	Stipo KNEZ	3.1.1949	CRO	M65		42,42	33,80 1kg	739 3
		33,80 x x x							
11.	27	Geiger HEINRICH	6.2.1958	AUT	M60		39,83	37,48 1kg	691 2
		36,38 37,48 35,82 35,25							
12.	198	Walter VONLAUFEN	22.8.1960	SUI	M55		24,18	20,61 1,5kg	407 1
		x 20,61 x x							

Results

Javelin Throw Men

Rank	Bib	Athlete	Y	Country	Category	NC	Age res	Result	Points
Javelin Throw Men Men Start: 16:30									
1.	143	Pál KISS	22.3.1960	 HUN	M55		68,67	48,24 700g	940 12
		45,16 48,24 45,69 47,12							
2.	181	Igor TRATNIK	11.5.1947	 SLO	M70		67,94	39,44 500g	930 11
		38,54 39,44 37,81 x							
3.	193	Albert LUDER	3.2.1954	 SUI	M60		62,59	40,85 600g	854 10
		40,85 40,52 - -							
4.	98	Petr ERLEBACH	14.5.1961	 CZE	M55		61,47	44,06 700g	838 9
		44,06 x 41,89 39,57							
5.	108	Václav SOSNA	22.2.1948	 CZE	M70		60,70	36,13 500g	828 8
		36,13 35,66 - -							
6.	171	Dušan KOREN	7.5.1955	 SLO	M60		59,18	39,38 600g	806 7
		x 36,74 39,38 x							
7.	139	Milán HEGEDŰS	9.9.1970	 HUN	M45		57,29	47,29 800g	779 6
		44,71 47,29 x x							
8.	29	Gunter KASPAR	19.5.1957	 AUT	M60		51,55	35,71 600g	698 5
		35,71 33,98 x -							
9.	62	Goran JAVOREK	4.9.1974	 CRO	M40		51,04	44,88 800g	691 4
		44,88 44,83 42,80 42,42							
10.	30	Irek KRAWCEWICZ	14.1.1946	 AUT	M70		42,20	23,91 500g	567 3
		23,91 x - -							
11.	64	Krešimir KOŠIĆ	6.7.1972	 CRO	M45		40,93	34,35 800g	549 2
		33,00 31,94 x 34,35							
12.	195	Jean-Pierre PAHUD	21.12.1961	 SUI	M55		39,11	28,62 700g	524 1
		28,62 28,46 26,52 x							

Results

Hammer Throw Men

Rank	Bib	Athlete	Y	Country	Category	NC	Age res	Result	Points
Hammer Throw Men Men Start: 15:00									
1.	135	Zoltán FÁBIÁN	22.4.1969	HUN	M45		84,93	62,82 7,26kg	1270 12
		62,82 61,27 62,60 62,65							
2.	24	Gottfried GASSENBAUER	17.8.1958	AUT	M60		75,48	57,70 5kg	1124 11
		x 55,79 57,70 54,15							
3.	31	Walter KRIFKA	16.12.1936	AUT	M80		74,92	38,69 3kg	1116 10
		x 35,75 36,64 38,69							
4.	182	Adi VIDMAJER	7.1.1942	SLO	M75		70,97	41,70 4kg	1055 9
		41,67 40,48 x 41,70							
5.	132	János BELHÁZI	6.2.1937	HUN	M80		63,15	32,61 3kg	935 8
		x 32,61 30,12 32,57							
6.	95	Jan BAKALA	24.10.1962	CZE	M55		59,08	44,95 6kg	873 7
		42,15 42,93 x 44,95							
7.	109	Petr SUCHOMEL	23.10.1967	CZE	M50		54,49	45,93 6kg	803 6
		45,37 x 45,93 45,16							
8.	176	Miki PRSTEC	28.7.1956	SLO	M60		53,68	39,15 5kg	790 5
		39,15 x - -							
9.	71	Branko TODORVIĆ	12.8.1958	CRO	M60		50,78	38,82 5kg	746 4
		35,62 38,22 37,15 38,82							
10.	69	Mladen SRAGA	28.9.1964	CRO	M50		43,52	34,45 6kg	635 3
		32,61 34,45 x 33,59							
11.	196	Walter SCHAAD	22.10.1960	SUI	M55		31,21	22,65 6kg	448 2
		x 20,35 x 22,65							
	145	Péter KÜLLŐS	29.3.1976	HUN	OOO M40		66,04	56,40 7,26kg	979
		56,00 56,40 55,72 52,99							

4x100 Metres Relay Men

Rank	BIB	Country	Result
4x100 Metres Relay Men Men Start: 18:35			
1.	18	Austria <i>Rainer Schramml (60), Edi Gonaus (70), Karl Wieland (58), Siegfried Amhofer (68)</i>	48,28
2.	113	Czech Republic <i>Jiří Urban (55), Jiří Holíč (64), František Tluka (54), Miroslav Vinkler (80)</i>	49,17
3.	74	Croatia <i>Siniša Bradic (75), Kruno Ledić (64), Branimir Samac (62), Berislav Zetić (61)</i>	49,22
4.	179	Slovenia <i>Aljaž Klarič (76), Mišo Matijević (71), Marko Božiček (62), Milosav Šimšič (60)</i>	50,83
5.	144	Hungary <i>Tibor Galó (74), Gábor Bodnár (56), János Horváth (55), Zoltán Kósa (67)</i>	51,98
6.	196	Switzerland <i>Max Hüsser (58), Stephan Zulauf (59), Lovis Friess (75), Walter Schaad (60)</i>	53,99

Results

100 Metres W & M

Rank	Bib	Athlete	Y	Country	Category	NC	Age res	Wind	Result	Points
100 Metres W & M OOC										Start: 16:07
70		Damir ŠARIĆ	24.7.1972	CRO	OOO M45			(+3,1)	13,17	
141		János HORVÁTH	14.9.1955	HUN	OOO M60			(+3,1)	14,07	
67		Ivan PUKŠAR	29.4.1957	CRO	OOO M60			(+3,1)	14,29	
117		Angéla CSEH	10.1.1962	HUN	OOO W55			(+3,1)	15,62	

400 Metres W & M

Rank	Bib	Athlete	Y	Country	Category	NC	Age res	Result	Points	
400 Metres W & M OOC										Start: 17:28
58		Franjo DUSPARA	3.9.1968	CRO	OOO M45			1:07,99		
123		Klára KOLLMANN	20.5.1959	HUN	OOO W55			1:20,21		
38		Karl WIELAND	6.5.1958	AUT	OOO M60			DNS		

Ekipno / Team score Women

Rank	Country	Ukupno	100m	400m	1500m	Dalj	Vis	Troskok	Motka	Kugla	Disk	Koplje	Kladivo	4x100m																										
1.	AUSTRIA, Austrija	198,5	19	19	20	15	18,5	21	11	18	19	11	17	10																										
2.	CZECH REPUBLIC, Češka	188	19	23	10	9	14	19	17	14	19	21	11	12																										
3.	HUNGARY, Madžarska	178	19	9	20	21	8	14	14	18	16	14	17	8																										
4.	SLOVENIA, Slovenija	129	10	15	15	5	19	13	14	10	6	8	8	6																										
5.	CROATIA, Hrvatska	103,5	8	6	10	18	15,5	8	12	5	9	5	3	4																										
6.	SWITZERLAND, Švicarska	80	3	3		9				13	9	19	22	2																										

Ekipno / Team score Men

Rank	Country	Ukupno	100m	400m	1500m	Dalj	Vis	Troskok	Motka	Kugla	Disk	Koplje	Kladivo	4x100m																															
1.	AUSTRIA, Austrija	205	21	15	23	20,5	20,5	20	18	16	10	8	21	12																															
2.	CZECH REPUBLIC, Češka	187	16	23	9	11	10	15	20	20	23	17	13	10																															
3.	HUNGARY, Madžarska	171,5	19	13	10	19,5	14	16	16	7	15	18	20	4																															
4.	SLOVENIA, Slovenija	140,5	5	7	11	13	21,5	5	12	15	13	18	14	6																															
5.	CROATIA, Hrvatska	114	11	9	10	9	6	17	9	15	7	6	7	8																															
6.	SWITZERLAND, Švicarska	75	6	8	15	4	6	4	2	5	10	11	2	2																															

Team Score Men and Women

Rank	Country	Points	1	2	3	4	5	6	7	8	9	10	11	12	13	14	15
1.	AUSTRIA, <i>Austrija</i>	403,5	9	8	4	7	5	4	4	2		1	1				
2.	CZECH REPUBLIC, <i>Češka</i>	375	7	6	4	5	5	4	6	3	4	2					
3.	HUNGARY, <i>Madžarska</i>	349,5	5	5	7	2	8	2	5	4	4	2	1	1			
4.	SLOVENIA, <i>Slovenija</i>	269,5	1	3	3	5	3	7	3	5	3	6	4	2			
5.	CROATIA, <i>Hrvatska</i>	217,5	2		3	2	1	5	3	5	8	7	5	3			
6.	SWITZERLAND, <i>Švicarska</i>	155	1	1	4	2	2	3		3	2	3	5	5			

Najbolji atletičar po IAAF tablicama Women

1.	11	Marianne MAIER	1942	AUT	Austria, Austrija	Bacanje kugle	2kg	11,40	1263
2.	11	Marianne MAIER	1942	AUT	Austria, Austrija	Skok u vis		1,13	1150
3.	163	Stanka PREZELJ	1952	SLO	Slovenia, Slovenija	Skok u vis		1,29	1140
4.	84	Jarmila KLIMEŠOVÁ	1947	CZE	Czech Republic, Češka	Bacanje koplja	500g - WR	29,32	1107
5.	120	Mária GOSZTOLAI	1947	HUN	Hungary, Madžarska	Bacanje diska	1kg	28,50	1044
6.	49	Renata NOVOSEL	1967	CRO	Croatia, Hrvatska	Skok u dalj		4,96	1044
7.	120	Mária GOSZTOLAI	1947	HUN	Hungary, Madžarska	Bacanje kugle	3kg	9,27	1033
8.	185	Adelheid GRABER-BOLLINGER	1943	SUI	Switzerland, Švicarska	Bacanje kugle	2kg	9,12	1002
9.	87	Zuzana PUMPRLOVÁ	1960	CZE	Czech Republic, Češka	Skok u vis		1,33	984
10.	16	Renate SCHADEN	1939	AUT	Austria, Austrija	Troskok		5,53	961
11.	185	Adelheid GRABER-BOLLINGER	1943	SUI	Switzerland, Švicarska	Bacanje koplja	400g	23,48	958
12.	87	Zuzana PUMPRLOVÁ	1960	CZE	Czech Republic, Češka	Troskok		9,23	957
13.	84	Jarmila KLIMEŠOVÁ	1947	CZE	Czech Republic, Češka	Bacanje kugle	3kg	8,60	955
14.	47	Nevena LENDEL	1979	CRO	Croatia, Hrvatska	Skok u vis		1,60	955
15.	153	Marjeta ČAD	1948	SLO	Slovenia, Slovenija	Skok u vis		1,09	945
16.	54	Irena VLAHINIĆ	1976	CRO	Croatia, Hrvatska	Skok u vis		1,51	926
17.	16	Renate SCHADEN	1939	AUT	Austria, Austrija	Skok u vis		0,93	926
18.	89	Denisa SEVEROVÁ	1976	CZE	Czech Republic, Češka	400 m		1:02,83	913
19.	119	Zsuzsanna GÓCZÁNNÉ TÓTH	1957	HUN	Hungary, Madžarska	100 m	+1,9	15,39	910
20.	153	Marjeta ČAD	1948	SLO	Slovenia, Slovenija	Bacanje kugle	3kg	8,12	899
21.	127	Réka RÁCZ	1979	HUN	Hungary, Madžarska	Skok u dalj		5,02	893
22.	77	Jitka BOČKAYOVÁ	1975	CZE	Czech Republic, Češka	100 m	+1,9	13,44	885
23.	115	Ágnes BENCZENLEITNERNÉ PREISINGER	1973	HUN	Hungary, Madžarska	Bacanje koplja	600g	39,58	882
24.	4	Barbara HEIDINGER	1955	AUT	Austria, Austrija	100 m	+1,9	15,89	876
25.	184	Mägy DUSS	1958	SUI	Switzerland, Švicarska	Bacanje kladiva	3kg	37,11	867
26.	12	Maria MORALES	1965	AUT	Austria, Austrija	1500 m		5:41,55	863
27.	131	Zoltánné VOLOSINOVSKI	1962	HUN	Hungary, Madžarska	Skok u dalj		3,95	863
28.	127	Réka RÁCZ	1979	HUN	Hungary, Madžarska	Troskok		10,75	860
29.	2	Simone BEREITER-WINSAUER	1974	AUT	Austria, Austrija	100 m	+1,9	13,60	857
30.	17	Berta TISCHLINGER	1934	AUT	Austria, Austrija	Bacanje diska	0,75kg	16,44	856
31.	183	Margaritha DÄHLER	1947	SUI	Switzerland, Švicarska	Skok u dalj		3,08	852
32.	81	Ivana JICHOVÁ	1968	CZE	Czech Republic, Češka	100 m	+1,9	14,28	852
33.	14	Sabrina PLAMMER	1954	AUT	Austria, Austrija	Bacanje kladiva	3kg	32,69	845
34.	1	Silvia ANZINGER	1961	AUT	Austria, Austrija	Skok u dalj		3,83	843
35.	131	Zoltánné VOLOSINOVSKI	1962	HUN	Hungary, Madžarska	100 m	+1,9	15,21	837
36.	44	Ivona JERKOVIĆ	1976	CRO	Croatia, Hrvatska	Skok s motkom		3,10	835
37.	123	Klára KOLLMANN	1959	HUN	Hungary, Madžarska	Bacanje kugle	3kg	9,50	834
38.	183	Margaritha DÄHLER	1947	SUI	Switzerland, Švicarska	Bacanje kladiva	3kg	27,22	830
39.	126	Réka OSZLÁNYI	1978	HUN	Hungary, Madžarska	1500 m		5:08,02	828
40.	10	Magdalena KULNIK	1977	AUT	Austria, Austrija	Skok u dalj		4,63	826
41.	13	Gerda PEROUTKA	1941	AUT	Austria, Austrija	Bacanje kugle	2kg	7,31	817
42.	90	Irena STAHOVÁ	1959	CZE	Czech Republic, Češka	Bacanje koplja	500g	28,75	808
43.	92	Libuše VLACHYNSKA	1962	CZE	Czech Republic, Češka	400 m		1:14,55	807

Najbolji atletičar po IAAF tablicama Men

1.	135	Zoltán FÁBIÁN	1969	HUN Hungary, Madžarska	Bacanje kladi	7,26kg	62,82	1270
2.	24	Gottfried GASSENBAUER	1958	AUT Austria, Austrija	Bacanje kladi	5kg	57,70	1124
3.	31	Walter KRIFKA	1936	AUT Austria, Austrija	Bacanje kladi	3kg	38,69	1116
4.	35	Rainer SCHRAMML	1960	AUT Austria, Austrija	100 m	+1,1	12,20	1069
5.	174	Valter MOLJK	1940	SLO Slovenia, Slovenija	Skok u vis		1,30	1064
6.	182	Adi VIDMAJER	1942	SLO Slovenia, Slovenija	Bacanje kladi	4kg	41,70	1055
7.	37	Alfred STUMMER	1962	AUT Austria, Austrija	Troskok		12,02	1016
8.	99	Miloš GRYS	1949	CZE Czech Republic, Češka	Bacanje diska	1kg	45,85	1015
9.	107	Bedřich RECHKA	1950	CZE Czech Republic, Češka	Bacanje kugle	5kg	12,76	1005
10.	140	Ferenc HOMONNAY	1934	HUN Hungary, Madžarska	100 m	+2,7	16,23	1005
11.	100	Antonin HADINGER	1951	CZE Czech Republic, Češka	Skok s motkom		3,20	1004
12.	36	Kurt STEINBAUER	1962	AUT Austria, Austrija	Skok u dalj		5,59	993
13.	142	Antal IGNÁTH	1956	HUN Hungary, Madžarska	Skok u dalj		5,05	993
14.	34	Gerhard NEWEKLOWSKY	1941	AUT Austria, Austrija	Skok u vis		1,27	993
15.	179	Milosav ŠIMŠIČ	1960	SLO Slovenia, Slovenija	Skok u dalj		5,34	989
16.	176	Miki PRSTEC	1956	SLO Slovenia, Slovenija	Bacanje kugle	5kg	13,70	984
17.	33	Hans MIEKAUTSCH	1937	AUT Austria, Austrija	Skok u vis		1,21	984
18.	177	Marko SLUGA	1935	SLO Slovenia, Slovenija	Skok u vis		1,15	984
19.	145	Péter KÜLLÖS	1976	HUN Hungary, Madžarska	Bacanje kladi	7,26kg	56,40	IK 979
20.	63	Stipo KNEZ	1949	CRO Croatia, Hrvatska	Bacanje kugle	5kg	11,96	976
21.	108	Václav SOSNA	1948	CZE Czech Republic, Češka	Bacanje diska	1kg	43,25	974
22.	133	Ottó BENCZENLEITNER	1966	HUN Hungary, Madžarska	Bacanje diska	1,5kg	53,09	972
23.	28	Helmut HUBL	1948	AUT Austria, Austrija	Skok s motkom		2,90	969
24.	23	Alois EGGER	1956	AUT Austria, Austrija	1500 m		4:56,97	965
25.	142	Antal IGNÁTH	1956	HUN Hungary, Madžarska	Troskok		10,64	958
26.	31	Walter KRIFKA	1936	AUT Austria, Austrija	Bacanje kugle	3kg	11,16	954
27.	112	Jiří URBAN	1955	CZE Czech Republic, Češka	100 m	+1,1	13,11	946
28.	37	Alfred STUMMER	1962	AUT Austria, Austrija	Skok u dalj		5,33	941
29.	143	Pál KISS	1960	HUN Hungary, Madžarska	Bacanje koplja	700g	48,24	940
30.	136	Imre FERENCZI	1959	HUN Hungary, Madžarska	Skok u vis		1,60	940
31.	132	János BELHÁZI	1937	HUN Hungary, Madžarska	Bacanje kladi	3kg	32,61	935
32.	181	Igor TRATNIK	1947	SLO Slovenia, Slovenija	Bacanje koplja	500g	39,44	930
33.	25	Edi GONAUS	1970	AUT Austria, Austrija	100 m	+2,7	11,91	928
34.	26	Andreas HALLER	1951	AUT Austria, Austrija	1500 m		5:14,52	927
35.	97	Zdeněk DOKSANSKÝ	1948	CZE Czech Republic, Češka	Skok u vis		1,36	923
36.	193	Albert LUDER	1954	SUI Switzerland, Švicarska	Bacanje diska	1kg	45,90	922
37.	32	Helmut LANG	1940	AUT Austria, Austrija	Bacanje diska	1kg	33,55	919
38.	110	Pavel TAIBER	1956	CZE Czech Republic, Češka	Bacanje kugle	5kg	12,83	918
39.	146	Zoltán KURUNCZI	1938	HUN Hungary, Madžarska	Skok s motkom		2,30	916
40.	151	Mihály TIMÁR	1950	HUN Hungary, Madžarska	Skok u vis		1,39	914
41.	134	Gábor BODNÁR	1956	HUN Hungary, Madžarska	100 m	+1,1	13,05	913
42.	29	Gunter KASPAR	1957	AUT Austria, Austrija	Bacanje kugle	5kg	12,80	898
43.	74	Berislav ZETIĆ	1961	CRO Croatia, Hrvatska	100 m	+2,7	12,68	895
44.	111	František TLUKA	1954	CZE Czech Republic, Češka	100 m	+2,7	13,33	892
45.	135	Zoltán FÁBIÁN	1969	HUN Hungary, Madžarska	Bacanje kugle	7,26kg	12,45	883
46.	68	Branimir SAMAC	1962	CRO Croatia, Hrvatska	Troskok		11,02	880
47.	95	Jan BAKALA	1962	CZE Czech Republic, Češka	Bacanje kladi	6kg	44,95	873